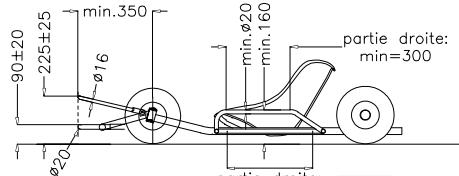
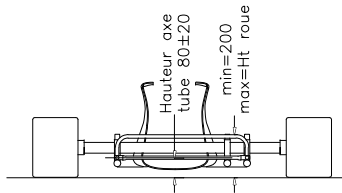


**DESSIN TECHNIQUE N°2a**

**Pare-chocs pour circuits courts**

**TECHNICAL DRAWING No. 2a**

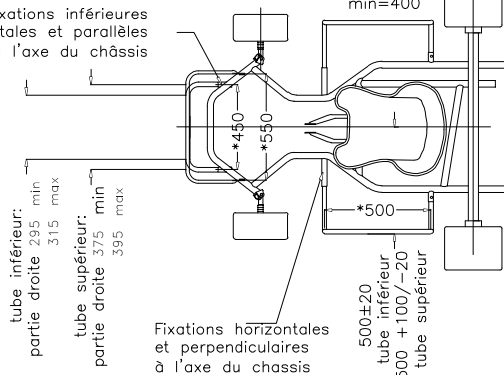
**Bumpers for short circuits**



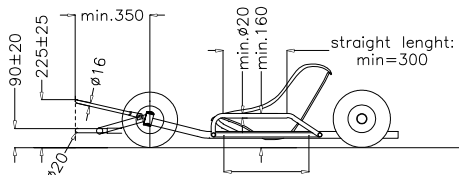
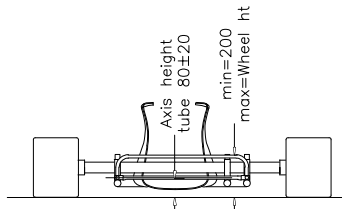
\* +/- 5 mm, dimensions  
 axe tubes  
 Dimensions en mm

Tube inférieur Ø 20mm  
 avec un seul rayon constant.  
 Tube supérieur, Ø 16mm  
 avec un seul rayon constant.

Fixations inférieures  
 horizontales et parallèles  
 à l'axe du châssis



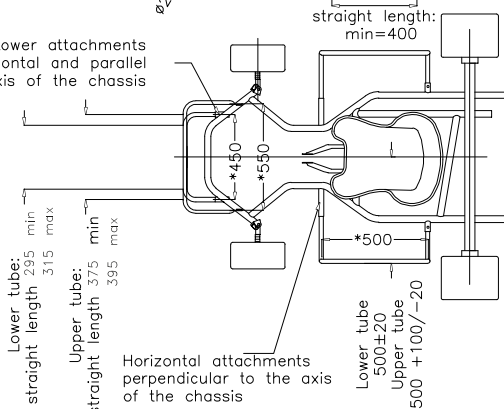
Fixations horizontales  
 et perpendiculaires  
 à l'axe du châssis



\* +/- 5 mm, tube axes  
 dimensions  
 Dimensions in mm

Lower Tube Ø 20mm  
 with one constant radius.  
 Upper tube Ø 16mm  
 with one constant radius.

Lower attachments  
 horizontal and parallel  
 to the axis of the chassis



Horizontal attachments  
 perpendicular to the axis  
 of the chassis